

Spool Chart

SPOOL #3

PLASTIC

Arbor 1.25"
Flange 8"
Width 7.375"
Traverse 6"
Barrel 4.5"
Capacity 40#



SPOOL #7

PLASTIC

Arbor 1.5"
Flange 12"
Width 5.25"
Traverse 3.75"
Barrel 5"
Capacity 40#



SPOOL #12

CARDBOARD

Arbor 16"
Flange 17"
Width 4" - 6"
Traverse 4" - 6"
Barrel 16"
Capacity 400#



SPOOL #4

PLASTIC

Arbor 1.25"
Flange 11.75"
Width 8"
Traverse 7"
Barrel 7"
Capacity 80#



SPOOL #8

PLASTIC

Arbor 2"
Flange 11.75"
Width 4"
Traverse 3.5"
Barrel 8"
Capacity 35#



SPOOL #14

WOOD

Arbor 16"
Flange 24"
Width 8.125"
Traverse 6.5"
Barrel 18"
Capacity 350#



SPOOL #5

PLASTIC

Arbor 1.25"
Flange 12"
Width 8"
Traverse 6.75"
Barrel 5"
Capacity 120#



SPOOL #16

COMPOSITE


Arbor 1.5"
Flange 24"
Width 8.5"
Traverse 6"
Barrel 14"
Capacity 300#



SPOOL #13

COMPOSITE

Arbor 5"
Flange 30"
Width 14.25"
Traverse 11"
Barrel 16"
Capacity 1100#



SPOOL #6

PLASTIC

Arbor 1.25"
Flange 7.875"
Width 7"
Traverse 6.375"
Barrel 4.5"
Capacity 40#



SPOOL #15


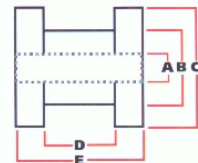
WOOD

Arbor 14"
Flange 24"
Width 10.375"
Traverse 9"
Barrel 16"
Capacity 600#



SPOOL TERMS

A - Arbor
B - Barrel Dia.
C - Flange Dia.
D - Traverse
E - Spool Width



Gibbs

The People You Can Rely On For Wire And Strip

1.800.800.4422
www.gibbswire.com